

Diamond Cutting Catalog 2014



We offer a complete line of diamond tools to suit every cutting need,
engineered and designed to make the job easier.

Let our professional customer service and product selection improve your bottom line.



CONTENTS

COMBINATION BLADES multi-purpose

COMBO-PRO (Hurricane), SUPER-G, FAST-GRIPPER Page 3

CONCRETE/MASONRY BLADES

STANDARD, PREMIUM, TURBO Page 4

TURBO-SEGMENTED, TURBO-SPLIT (Shark), PAVER (T-Rex) Page 5

SUPREME-PLUS, V-MAX (PDA) Page 6

ASPHALT / GREEN CONCRETE BLADES

STANDARD, SIDEWINDER, SOFT-KUT Page 7

SPECIAL USE BLADES

RESCUE/DEMOLITION, DUCTILE IRON Page 8

WALK-BEHIND SAW BLADES wet or dry, up to 35hp

COMBO, CONCRETE, ASPHALT Page 9

WALK-BEHIND SAW BLADES up to 65hp professional wet cutting

CONCRETE HARD, CONCRETE MEDIUM, ASPHALT Page 10

TILE & STONE BLADES

NARROW TURBO, WAVE CORE, PORCELAIN/CERAMIC/MARBLE Page 11

TUCK POINT BLADES

NARROW, DOUBLE ROW, TRIPLE ROW, CRACK CHASER Page 12

CUP WHEELS

T-SEGMENT, TURBO, DOUBLE ROW, SUPER TURBO Page 13

CORE BITS

CONCRETE WET, CONCRETE WET/DRY Page 14

SAFETY INFORMATION

PRODUCT SAFETY, CUTTING DEPTHS AND OPERATING SPEEDS Pages 15-16

RATINGS

Standard Premium Supreme
★ Good Cutting Speed & Value ★★ Better Efficiency & Long Blade Life ★★★ Best Performance

Combination-Pro Blade Very Fast Cutting Speed *Premium* ★★

Application: Concrete, Pavers, Brick, Field Stone, Refractory Brick, Block, Green Concrete, Asphalt, Granite, Marble.

Referred to as the "Hurricane" Blade by contractors and landscape masons.



Dry/Wet Use

# 461-0020	7" x .090" x 7/8-5/8D	\$ 89.99 each	\$ 69.00 on-sale
# 461-0021	12" x .125" x 1"-20mm	\$ 179.99 each	\$ 139.00 on-sale
# 461-0022	14" x .125" x 1"-20mm	\$ 199.99 each	\$ 149.00 on-sale
# 461-0023	16" x .140" x 1"-20mm	\$ 279.99 each	\$ 209.00 on-sale
# 461-0024	18" x .140" x 1"-20mm	\$ 359.99 each	\$ 269.00 on-sale
# 461-0025	20" x .155" x 1"-20mm	\$ 449.99 each	\$ 339.00 on-sale

Features; Laser Welded, 10mm Segment Height, Alternation Segments, Undercut Protection, Cooling Holes.

Combo, Super-G Blade Very fast cutting speed *Premium* ★★

Application: Asphalt, Green Concrete, Block, Concrete, Hard Concrete, Pavers, Brick, Clay Pavers, Hard Brick, Stone, Marble, Granite.



Dry/Wet Use

# 461-0001	12" x .125" x 1"-20mm	\$ 149.99 each	\$ 112.49 ea 2-pack
# 461-0002	14" x .125" x 1"-20mm	\$ 174.99 each	\$ 131.24 ea 2-pack
# 461-0003	16" x .125" x 1"-20mm	\$ 263.99 each	\$ 197.99 ea 2-pack

Features: Laser Welded, Segment Height 10mm, Undercut Protection, Slant Segments.

Combo, Fast Gripper Blade Very Fast Cutting Speed *Premium* ★★

Application: Concrete, Block, Pavers, Brick. Large 15mm rim.

Alternating turbo and notched segments provide maximum cutting speed and blade life.



Dry/Wet Use

# 461-0030	12" x .125" x 1"-20mm	\$ 96.99 each	\$ 72.74 ea 2-pack
# 461-0031	14" x .125" x 1"-20mm	\$ 109.99 each	\$ 82.49 ea 2-pack
# 461-0032	16" x .140" x 1"-20mm	\$ 161.99 each	\$ 96.75 ea 2-pack

Features: Laser Welded, Segment Height 15mm, Turbo and Notched Segments.

Concrete / Masonry Blade Good Cutting Speed *Standard*★

Application: General Purpose, Block, Concrete, Pavers, Brick.



Dry/Wet Use

# 461-1301	12" x .120" x 1"-20mm	\$ 79.99 each	\$ 59.00 ea 5-pack
# 461-1302	14" x .120" x 1"-20mm	\$ 89.99 each	\$ 69.00 ea 5-pack

Our best selling high-speed blade.

Features: High-Speed sintered blade that performs very well in concrete, masonry and stone. Large 14mm segment height for extended life.

Concrete / Masonry Blade Fast Cutting Speed *Premium*★★

Application: General Purpose, Block, Concrete, Pavers, Brick.



Dry/Wet Use

# 461-1021	4" x .070" x 7/8-5/8	\$ 18.99 each	\$ 14.24 ea 5-pack
# 461-1022	4.5" x .070" x 7/8-5/8	\$ 22.99 each	\$ 17.24 ea 5-pack
# 461-1023	5" x .070" x 7/8-5/8	\$ 25.99 each	\$ 19.49 ea 5-pack
# 461-1024	6" x .070" x 7/8-5/8	\$ 39.99 each	\$ 29.99 ea 5-pack
# 461-1025	7" x .080" x 7/8-5/8D	\$ 44.99 each	\$ 33.74 ea 5-pack
# 461-1026	8" x .080" x 7/8-5/8D	\$ 53.99 each	\$ 40.49 ea 5-pack
# 461-1027	9" x .090" x 7/8-5/8D	\$ 77.99 each	\$ 58.49 ea 5-pack
# 461-1028	10" x .110" x 7/8-5/8D	\$ 84.99 each	\$ 63.74 ea 5-pack

Features: Sintered, 10mm segment height.

Concrete / Masonry Blade Turbo-Rim Good Cutting Speed *Standard*★

Application: General Purpose, Block, Concrete, Pavers, Brick.



Dry/Wet Use

# 461-1001	4" x .080"	\$ 13.99 ea	\$ 10.99 ea 5-pack
# 461-1002	4.5" x .085"	\$ 16.99 ea	\$ 12.74 ea 5-pack
# 461-1003	5" x .085"	\$ 21.99 each	\$ 16.49 ea 5-pack
# 461-1004	6" x .085"	\$ 31.99 each	\$ 23.99 ea 5-pack
# 461-1005	7" x .095"	\$ 37.99 each	\$ 28.49 ea 5-pack
# 461-1006	8" x .100"	\$ 41.99 each	\$ 31.49 ea 5-pack
# 461-1007	9" x .100"	\$ 47.99 each	\$ 35.99 ea 5-pack
# 461-1008	10" x .110"	\$ 61.99 each	\$ 46.49 ea 5-pack
# 461-1009	12" x .110"	\$ 76.99 each	\$ 56.24 ea 5-pack
# 461-1010	14" x .125"	\$ 92.99 each	\$ 67.49 ea 5-pack

Features: Turbo Style, Continuous Rim, Cooling Holes, 10mm Rim Height.

Concrete Blade Turbo-Segmented Fast Cutting Speed *Premium* ★★

Application: Hard Materials, Concrete, Pavers, and Masonry.



Dry/Wet Use

# 461-1103	4" x .095" 7/8-5/8	\$ 29.99 each	\$ 22.49 ea 5-pack
# 461-1104	4-1/2" x .095" x 7/8-5/8	\$ 33.99 each	\$ 25.49 ea 5-pack
# 461-1105	7" x .095" x 7/8-5/8D	\$ 57.99 each	\$ 43.49 ea 5-pack
# 461-1106	10" x .110" x 7/8-5/8D	\$ 113.99 each	\$ 85.49 ea 5-pack
# 461-1101	12" x .125" x 1"-20mm	\$ 119.99 each	\$ 89.99 ea 2-pack
# 461-1102	14" x .125" x 1"-20mm	\$ 139.99 each	\$ 104.99 ea 2-pack

Features: Laser-Welded, Segment Height 10mm, Turbo-Slant Segments.

Concrete Blade Turbo-Split Segments Very Fast Cutting Speed *Premium* ★★

Application: Hard Materials, Concrete, Pavers, and Masonry.

Referred to as the "Shark" Blade by contractors and landscape masons.



Dry/Wet Use

# 461-5003	12" x .110" x 1"-20mm	\$ 169.99 each	\$ 127.49 ea 2-pack
# 461-5004	14" x .125" x 1"-20mm	\$ 199.99 each	\$ 149.99 ea 2-pack



Features: Laser-Welded, Segment Height 12mm, Turbo Segments and Cooling Holes for fast cutting and long life. Excellent choice for landscapers cutting hard materials.

Paver Blade Crown Segment Fast Aggressive Initial Cuts *Supreme* ★★★

Application: Pavers, Block, Brick, Concrete.

Referred to as the "T-Rex" blade by contractors and landscape masons.



Dry/Wet Use

# 461-1811	12" x .125" x 1"-20mm	\$ 109.99 each	\$ 82.49 ea 2-pack
# 461-1812	14" x .125" x 1"-20mm	\$ 129.99 each	\$ 97.49 ea 2-pack

Features: Laser Welded, Crown Segment Height 10mm. Excellent choice for landscapers cutting brick and brick pavers.

Concrete, Supreme-Plus Blade Very Fast Cutting Speed *Supreme* ★★ ★

Application: Cured Concrete, Reinforced Concrete, Hard Materials.

Alternating regular and turbo segments for faster cutting speed and longer life.



Dry / Wet Use


# 461-1401	12" x .125" x 1"-20mm	\$ 189.99 each	\$ 142.49 ea 2-pack
# 461-1402	14" x .125" x 1"-20mm	\$ 239.99 each	\$ 179.99 ea 2-pack

Features: Laser Welded, Segment Height 10mm, Alternating Segments. Thin Slanted Gullet, Cooling Holes.

V-MAX Blade Very Fast Cutting Speed *Supreme* ★★ ★

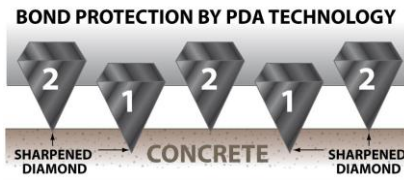
Application: High volume cutting of Critically Hard Cured Concrete.

V-MAX diamond blade with PDA (predetermined diamond arrangement) technology.



Dry/Wet Use


# 461-1410	12" x .125" x 1"	\$ 199.99	\$ 149.00 on-sale
# 461-1411	14" x .125" x 1"	\$ 259.99	\$ 199.00 on-sale
# 461-1412	16" x .125" x 1"	\$ 329.99	\$ 249.00 on-sale



Features: This blade uses a special pattern design on each 12mm segment. PDA technology positions the diamond grit evenly in three dimensions creating an overlapping effect. For demanding construction projects that require high volume cutting of critically hard cured concrete with or without steel reinforcing. The v-shape arrangement provides faster cutting and best blade life. Use with high-speed cut-off saws and walk-behind saws up to 13-hp.

Sidewinder Blade Very Fast Cutting Speed Premium ★★

Application: Green Concrete, Abrasive Block, Clay Pavers, Natural Stone.



Dry Cut / Wet Cut

# 461-1401	4" x .080" x 7/8-5/8	\$ 23.99 each	\$ 17.99 ea 5-pack
# 461-1402	4.5" x .080" x 7/8-5/8	\$ 28.99 each	\$ 21.74 ea 5-pack
# 461-1403	7" x .090" x 7/8-5/8D	\$ 59.99 each	\$ 44.99 ea 5-pack
# 461-1404	12" x .125" x 1"-20mm	\$ 169.99 each	\$ 127.49 ea 2-pack
# 461-1405	14" x .125" x 1"-20mm	\$ 214.99 each	\$ 161.24 ea 2-pack

Features: Sintered, Supreme undercut protection, 10mm segment height.

Asphalt / Green Concrete Blade Good Cutting Speed Premium ★★

Application: Asphalt, Green Concrete, Abrasive Cement Block.



Dry Cut / Wet Cut

# 461-1201	12" x .125" x 1"-20mm	\$ 124.99 each	\$ 93.74 ea 2-pack
# 461-1202	14" x .125" x 1"-20mm	\$ 149.99 each	\$ 112.49 ea 2-pack

Features: Laser-Welded, Segment Height 10mm, Undercut Protection.

Soft-Kut Green Concrete Blade Good Cutting Speed Premium ★★



Application: Green Concrete. Early-Entry cutting within 2 hours of surface finishing.

Universal bond covers the full range of aggregate applications. Fits Soff-Cut® Saws.



Dry Cut

		EACH	5-PACK	10-PACK
# 461-1801	6" x .100"+	\$ 119.99 each	\$ 95.99 ea	\$ 83.99 ea
# 461-1802	8" x .100"	\$ 158.99 each	\$ 127.19 ea	\$ 111.29 ea
# 461-1803	10" x .100"+	\$ 199.99 each	\$ 159.99 ea	\$ 139.99 ea
# 461-1804	12" x .125"+	\$ 289.99 each	\$ 231.99 ea	\$ 202.99 ea
# 461-1805	13.5" x .125"+	\$ 319.99 each	\$ 255.99 ea	\$ 223.99 ea

Features: Laser-Welded, Segment Height 10mm, Skid Plate Included, Universal Arbor.
Available .250" wide in sizes where noted+, call for pricing.

Rescue / Demolition Blade Very Fast Cutting Speed Supreme ★★★

Innovation and technology cuts faster and lasts longer than abrasive blades.

Application: Various Construction Materials; Metals, Masonry, PVC.



Dry Cut / Wet Cut

# 461-8901	4" x .080 x 7/8-5/8"	\$ 34.00 on sale
# 461-8902	4.5" x .080 x 7/8-5/8"	\$ 39.00 on sale
# 461-8903	5" x .080 x 7/8-5/8"	\$ 49.00 on sale
# 461-8904	7" x .090 x 7/8-5/8"D	\$ 69.00 on sale
# 461-8905	12" x .125 x 1-20mm	\$ 109.00 on sale
# 461-8906	14" x .125 x 1-20mm	\$ 139.00 on sale
# 461-8907	16" x .125 x 1-20mm	\$ 199.00 on sale

Features: V-tech diamond bonding provides efficient long life.

Ductile Iron Blade Very Fast Cutting Speed Supreme ★★★

Application: Ductile Iron Pipe. *Cuts faster and lasts longer than abrasive blades.*



Dry Cut / Wet Cut

# 461-1601	12" x .125" x 1"-20mm	\$ 209.99 ea	\$ 157.49 ea 2-pack
# 461-1602	14" x .125" x 1"-20mm	\$ 234.99 ea	\$ 176.24 ea 2-pack

Features: Laser Welded, Swirl Diamond Side Protection, 5mm Turbo Segment.

Combo-Super Blade, Saws up to 20hp Fast Cutting Speed *Supreme* ★★ ★

Application: Concrete, Brick, Pavers, Ductile Iron, Green Concrete, Asphalt, Granite.



Dry Cut / Wet Cut

# 461-0050	12" x .125" x 1"-20mm	\$ 189.99 each	\$ 151.99 ea 2-pack
# 461-0051	14" x .125" x 1"-20mm	\$ 219.99 each	\$ 175.99 ea 2-pack
# 461-0052	16" x .140" x 1"-20mm	\$ 289.99 each	\$ 231.99 ea 2-pack
# 461-0053	18" x .160" x 1"	\$ 369.99 each	\$ 295.99 ea 2-pack
# 461-0054	20" x .160" x 1"	\$ 499.99 each	\$ 399.99 ea 2-pack
# 461-0055	24" x .165" x 1"	\$ 729.99 each	\$ 583.99 ea 2-pack

The best smooth-cutting combo blade on the market today!

Features: Laser-Welded, Turbo-Slant Segment Height 12mm and 15mm undercut segments.

Concrete, Walk-Behind Saws up to 35hp Fast Cutting Speed *Supreme* ★★ ★

Application: Cured Concrete & Reinforced Concrete.



Dry Cut / Wet Cut

# 461-2001	12" x .125" x 1"	\$ 198.99 each	\$ 149.24 ea 2-pack
# 461-2002	14" x .125"	\$ 239.99 each	\$ 179.25 ea 2-pack
# 461-2003	16" x .140"	\$ 329.99 each	\$ 247.49 ea 2-pack
# 461-2004	18" x .160"	\$ 399.99 each	\$ 299.99 ea 2-pack
# 461-2005	20" x .160"	\$ 499.99 each	\$ 374.99 ea 2-pack
# 461-2006	24" x .165"	\$ 699.99 each	\$ 524.25 ea 2-pack
# 461-2007	26" x .165"	\$ 899.99 each	\$ 674.99 ea 2-pack
# 461-2008	30" x .165"	\$ 1199.99 each	\$ 899.25 ea 2-pack
# 461-2009	36" x .165"	\$ 1499.99 each	\$ 1124.25 ea 2-pk

Features: Laser-Welded, Narrow Slots, Segment Height 10mm.

Asphalt, Walk-Behind Saws up to 35hp Fast Cutting Speed *Supreme* ★★ ★

Application: Asphalt & Green Concrete.



Dry Cut / Wet Cut

# 461-3001	12" x .125" x 1"	\$ 198.99 each	\$ 149.24 ea 2-pack
# 461-3002	14" x .125"	\$ 239.99 each	\$ 179.25 ea 2-pack
# 461-3003	16" x .140"	\$ 329.99 each	\$ 247.49 ea 2-pack
# 461-3004	18" x .160"	\$ 399.99 each	\$ 299.99 ea 2-pack
# 461-3005	20" x .160"	\$ 499.99 each	\$ 374.99 ea 2-pack
# 461-3006	24" x .165"	\$ 699.99 each	\$ 524.25 ea 2-pack
# 461-3007	26" x .165"	\$ 899.99 each	\$ 674.99 ea 2-pack
# 461-3008	30" x .165"	\$ 1199.99 each	\$ 899.25 ea 2-pack
# 461-3009	36" x .165"	\$ 1499.99 each	\$ 1124.25 ea 2-pk

Features: Laser-Welded, Undercut Protection, Gullets, Segment Height 10mm.

Concrete, Walk-Behind Saw to 65hp Pro Fast Cutting Speed *Supreme* ★★★

Application: Medium-Hard Concrete with Medium Steel Reinforcement. Blue label.



Wet Cutting Only

# 461-6002	14" x .165" x 1"	\$ 269.00 each
# 461-6005	16" x .165" x 1"	\$ 349.00 each
# 461-6006	18" x .165" x 1"	\$ 419.00 each
# 461-6007	20" x .165" x 1"	\$ 559.00 each
# 461-6008	24" x .165" x 1"	\$ 619.00 each
# 461-6009	26" x .165" x 1"	\$ 839.00 each
# 461-6010	30" x .165" x 1"	\$ 939.00 each
# 461-6011	36" x .165" x 1"	\$ 1149.00 each
# 461-6012	36" x .187" x 1"	\$ 1399.00 each

Features: Heavy-Duty Core, Undercut Protection, Segment Height 10mm

Concrete, Walk-Behind Saw to 65hp Pro Fast Cutting Speed *Supreme* ★★★

Application: Very Hard Concrete with Heavy Steel Reinforcement. White label.



Wet Cutting Only

# 461-6102	14" x .165" x 1"	\$ 269.00 each
# 461-6105	16" x .165" x 1"	\$ 349.00 each
# 461-6106	18" x .165" x 1"	\$ 419.00 each
# 461-6107	20" x .165" x 1"	\$ 559.00 each
# 461-6108	24" x .165" x 1"	\$ 619.00 each
# 461-6109	26" x .165" x 1"	\$ 839.00 each
# 461-6110	30" x .165" x 1"	\$ 939.00 each
# 461-6111	36" x .165" x 1"	\$ 1149.00 each
# 461-6112	36" x .187" x 1"	\$ 1399.00 each

Features: Heavy-Duty Core, Undercut Protection, Segment Height 10mm

Asphalt, Walk-Behind Saw to 65hp Pro Fast Cutting Speed *Supreme* ★★★

Application: Asphalt and Asphalt Over Medium Concrete. Red label.



Wet Cutting Only

# 461-6202	14" x .165" x 1"	\$ 269.00 each
# 461-6205	16" x .165" x 1"	\$ 319.00 each
# 461-6206	18" x .165" x 1"	\$ 389.00 each
# 461-6207	20" x .165" x 1"	\$ 489.00 each
# 461-6208	24" x .165" x 1"	\$ 589.00 each
# 461-6209	26" x .165" x 1"	\$ 749.00 each
# 461-6210	30" x .165" x 1"	\$ 899.00 each
# 461-6211	36" x .165" x 1"	\$ 1149.00 each
# 461-6212	36" x .187" x 1"	\$ 1299.00 each

Features: Heavy-Duty Core, Undercut Protection, Segment Height 10mm

Narrow Turbo Very Fast Cutting Speed Premium ★★

Application: Granite, Marble, Stone.

**Dry Cut / Wet Cut**

# 461-1710	4" x .070" x 7/8-5/8	\$ 21.99
# 461-1711	4-1/2" x .070" x 7/8-5/8	\$ 24.99
# 461-1712	5" x .070" x 7/8-5/8	\$ 29.99
# 461-1713	6" x .085" x 7/8-5/8D	\$ 45.99
# 461-1714	7" x .090" x 7/8-5/8D	\$ 57.99
# 461-1715	8" x .090" x 7/8-5/8D	\$ 62.99
# 461-1716	12" x .125" x 1"-20mm	\$ 137.99
# 461-1717	14" x .125" x 1"-20mm	\$ 169.99

Features: Sintered, Rim Height 10mm, Turbo Rim, Flush-Mount Holes 4" – 6".**Wave Cove Fast Cutting Speed Premium ★★**

Application: Granite and Hard Materials.

**Dry Cut / Wet Cut**

# 461-1701	4" x .095" x 7/8-5/8"	\$ 25.99
# 461-1702	4-1/2" x .100 x 7/8-5/8	\$ 28.99
# 461-1703	5" x .100 x 7/8-5/8	\$ 32.99
# 461-1704	7" x .110 x 7/8-5/8D	\$ 59.99
# 461-1705	12" x .125" x 1"-20mm	\$ 174.99

Features: Sintered, Rim Height 8mm, Turbo Rim, Wave Core Design.**Tile Very Fast Cutting Speed Supreme ★★★**

Application: Porcelain, Ceramic, Marble Tile.


**Wet Cut Only**

# 461-9301	4" x .060" x 7/8-5/8	\$ 16.99
# 461-9302	4-1/2" x .060" x 7/8-5/8	\$ 21.99
# 461-9302	5" x .060" x 7/8-5/8	\$ 28.99
# 461-9303	6" x .060" x 5/8	\$ 37.99
# 461-9304	7" x .060" x 5/8	\$ 44.99
# 461-9305	8" x .060" x 5/8	\$ 59.99
# 461-9306	9" x .060" x 5/8	\$ 68.99
# 461-9307	10" x .060" x 5/8	\$ 72.99
# 461-9308	12" x .080" x 1"	\$ 142.99
# 461-9309	14" x .090" x 1"	\$ 159.99

Features: Sintered, Rim Height 8mm 4"-5" & 10mm 7" and above, Continuous Rim.

Tuck Point Narrow Fast Cutting Speed Premium ★★

Application: Mortar Removal, Concrete Repair.

**Dry Cut / Wet Cut**

# 461-8801	4" x .250" x 7/8-5/8	\$ 39.99 each	\$ 29.99 ea 5-pack
# 461-8802	4-1/2" x .250" x 7/8-5/8	\$ 44.99 each	\$ 33.74 ea 5-pack
# 461-8803	5" x .250" x 7/8-5/8	\$ 54.99 each	\$ 41.24 ea 5-pack
# 461-8804	7" x .250" x 7/8-5/8D	\$ 94.99 each	\$ 71.24 ea 5-pack

Features: Sintered, Segment Height 10mm, Narrow Slots.

Tuck Point Double Row Fast Cutting Speed Supreme ★★★

Application: Mortar Removal.

**Dry Cut / Wet Cut**

# 461-8820	4" x .250" x 7/8-5/8	\$ 41.99 each	\$ 31.49 ea 5-pack
# 461-8821	4-1/2" x .250" x 7/8-5/8	\$ 49.99 each	\$ 37.49 ea 5-pack
# 461-8822	5" x .250" x 7/8-5/8	\$ 61.99 each	\$ 46.49 ea 5-pack
# 461-8823	7" x .250" x 7/8-5/8D	\$ 89.99 each	\$ 67.49 ea 5-pack

Features: Sintered, Segment Height 10mm, Twin Blades Stacked and Staggered.

Tuck Point Triple Row Fast Cutting Speed Supreme ★★★

Application: Mortar Removal.

**Dry Cut / Wet Cut**

# 461-8830	4" x .375" x 7/8-5/8	\$ 65.99 each	\$ 49.49 ea 5-pack
# 461-8831	4-1/2" x .375" x 7/8-5/8	\$ 79.99 each	\$ 59.99 ea 5-pack

Features: Sintered, Segment Height 10mm, Continuous Rim.

Crack Chaser Fast Cutting Speed Premium ★★

Application: Mortar Removal, Concrete Repair.

**Dry Cut / Wet Cut**

# 461-8810	4" x .375" x 5/8-11 Thread	\$ 93.99 each	\$ 70.49 ea 2-pack
# 461-8812	7" x .375" x 5/8-11 Thread	\$ 168.99 each	\$ 126.74 ea 2-pack

Features: Brazed, Segment Height 12mm, V-Segment Design.

Cup Wheel, T-Segment Fast Grinding Speed *Supreme* ★★★

Application: Concrete & Masonry. Fast, aggressive speed and clean finish.

**Dry Cut / Wet Cut**

# 461-9001	4" x 5/8-11 Thread	\$ 72.99 each	\$ 54.74 ea 4-pack
# 461-9002	7" x 5/8-11 Thread	\$ 129.99 each	\$ 97.49 ea 4-pack

Features: Brazed, Turbo aggressive T-shaped segments. Segment Height 5mm.**Cup Wheel, Turbo Fast Grinding Speed *Premium*★★**

Application: Concrete & Masonry. Fast, smooth grinding and finer finish.

**Dry Cut / Wet Cut**

# 461-9201	4" x 5/8-11 Thread+	\$ 65.99 each	\$ 49.49 ea 4-pack
# 461-9202	4-1/2" x 5/8-11 Thread+	\$ 78.99 each	\$ 59.24 ea 4-pack
# 461-9203	5" x 5/8-11 Thread+	\$ 93.99 each	\$ 70.49 ea 4-pack
# 461-9204	7" x 5/8-11 Thread++	\$ 119.99 each	\$ 89.99 ea 4-pack

Features: Brazed, Venting Holes. Segment Height 5mm. +18 segments, ++24 segments.**Cup Wheel, Double-Row Fast Grinding Speed *Premium*★★**

Application: Concrete & Masonry. Fast grinding performance.

**Dry Cut / Wet Cut**

# 461-9101	4" x 5/8-11 Thread	\$ 71.99 each	\$ 53.99 ea 4-pack
# 461-9102	7" x 5/8-11 Thread	\$ 127.99 each	\$ 95.99 ea 4-pack

Features: Brazed, Venting Holes. Segment Height 5mm.**Cup Wheel, Super-Turbo Very Fast Cutting Speed *Supreme* ★★★**

Application: Concrete & Masonry. Superior speed and wheel life.

**Dry Cut / Wet Cut**

# 461-9010	7" x 5/8-11 Thread	\$ 144.99 each	\$ 108.74 ea 4-pack
------------	--------------------	----------------	----------------------------

Features: Brazed, Large Venting Holes, Segment Height 5mm. 18 segments.

Core Bit, Wet Fast Drilling Speed *Supreme* ★★

Application: Concrete, Reinforced Concrete, Hard Brick.



Wet Cut Only

# 461-4101	1" x	5/8-11 Thread	.135" segment	\$ 76.99 each
# 461-4102	1-1/8"	5/8-11 Thread	.135" segment	\$ 82.99 each
# 461-4103	1-1/4"	5/8-11 Thread	.135" segment	\$ 96.99 each
# 461-4104	1-1/2"	5/8-11 Thread	.135" segment	\$ 104.99 each
# 461-4105	1-3/4"	5/8-11 Thread	.135" segment	\$ 111.99 each
# 461-4106	2"	1-1/4-7 Thread	.160" segment	\$ 127.99 each
# 461-4107	2-1/2"	1-1/4-7 Thread	.160" segment	\$ 141.99 each
# 461-4108	2-3/4"	1-1/4-7 Thread	.160" segment	\$ 159.99 each
# 461-4109	3"	1-1/4-7 Thread	.160" segment	\$ 179.99 each
# 461-4110	3-1/2"	1-1/4-7 Thread	.160" segment	\$ 212.99 each
# 461-4111	4"	1-1/4-7 Thread	.160" segment	\$ 252.99 each
# 461-4112	4-1/4"	1-1/4-7 Thread	.160" segment	\$ 274.99 each
# 461-4113	4-1/2"	1-1/4-7 Thread	.160" segment	\$ 289.99 each
# 461-4114	5"	1-1/4-7 Thread	.160" segment	\$ 319.99 each
# 461-4115	6"	1-1/4-7 Thread	.160" segment	\$ 382.99 each
# 461-4116	6-1/4"	1-1/4-7 Thread	.160" segment	\$ 399.99 each
# 461-4117	7"	1-1/4-7 Thread	.160" segment	\$ 433.99 each
# 461-4118	8"	1-1/4-7 Thread	.160" segment	\$ 469.99 each
# 461-4119	9"	1-1/4-7 Thread	.160" segment	\$ 632.99 each

Features: Laser Welded, Segment Height 10mm, 14" length. 10", 12", & 14" diameters also available

Core Bit, Dry Fast Drilling Speed *Premium* ★★

Application: Concrete, Asphalt, Green Concrete, Pavers, Brick, Block.



Dry Cut / Wet Cut


# 461-4001	1" x	5/8-11 Thread	.140 segment	\$ 91.99 each
# 461-4002	1-1/2" x	5/8-11 Thread	.140 segment	\$ 96.99 each
# 461-4003	2" x	5/8-11 Thread	.140 segment	\$ 99.99 each
# 461-4004	2-1/2" x	5/8-11 Thread	.140 segment	\$ 119.99 each
# 461-4005	3" x	5/8-11 Thread	.140 segment	\$ 137.99 each
# 461-4006	3-1/2" x	5/8-11 Thread	.140 segment	\$ 158.99 each
# 461-4007	4" x	5/8-11 Thread	.140 segment	\$ 189.99 each
# 461-4008	5" x	5/8-11 Thread	.140 segment	\$ 219.99 each
# 461-4009	6" x	5/8-11 Thread	.140 segment	\$ 259.99 each

Features: Laser Welded, Turbo Segments, Segment Height 10mm, 10" length.

Diamond Blade Safety

Personal protective equipment: Operator and bystanders must always wear ANSI Z787.1 eye protection, hearing protection, and protective clothing.

Dust: Use of this product can generate dust containing chemicals known to cause cancer, birth defects, reproductive harm, and other respiratory injury. The operator and bystanders must use OSHA/ANSI-approved respiratory protection for the specific application.

 **Warning: Comply with ANSI B7.1** Failure to comply could result in bodily injury. ANSI refers to the American National Standards Institute, Inc. 430 Broadway, New York, NY 10018

- ★ Read and understand these warnings and instructions before operating the tool.
- ★ Always keep all parts of your body away from the wheel and other moving parts.
- ★ Make sure the wheel is not touching anything when the tool is started.
- ★ Always let the wheel come to a complete stop before setting the tool down.
- ★ Do not operate in combustible environments; sparks could cause a fire or explosion.
- ★ Do not touch or try to stop a moving wheel with your hand.
- ★ Do not apply side pressure to the wheel, such as side grinding, or twisting or wedging the wheel in a cut.
- ★ Do not touch a cutting wheel immediately after use, it may be hot.

Safety Precautions



Use Ear Protection, Eye Protection, Respiratory Protection, Wear Gloves, Read Instructions.

Types of Equipment / Use



Angle Grinder



Circular Saw



High Speed Saw



Tile Saw



Masonry Saw



Core Drill




Walk-Behind Saw



Dry Use



Wet Use

 **Be certain equipment is in good condition. Mount blade properly. Make sure blade is rated for the equipment used. Check direction of blade travel. Inspect blades frequently; a damaged blade can cause serious personal injury.**

How to choose the right diamond blade...

- *Correctly identifying the material you are going to cut is most important factor in choosing a blade.
 - *Know the equipment type and horsepower of the saw being used.
 - *Choosing wet or dry cutting may be a matter of user preference or job requirement.
 - Wet blades must be used with water. Dry blades may be used either dry or wet, or as the job or equipment allows.
 - Using water reduces dust and helps remove cuttings.
 - *Use dry diamond blade for “intermittent” sawing. After every 10 to 15 seconds of cutting, take pressure off of the blade and allow it to run back up to full speed for several seconds. This “cooling” interval allows air flow around the blade and dissipate the heat. Use dry diamond blades only for shallow cutting (1” – 2” deep) or step cutting (making shallow passes to reach the full depth).
 - *Concrete slabs may vary in compressive strength, measured in psi.
 - Most concrete roads are 4000-6000 psi while typical patios or sidewalks are about 3000 psi.
 - Critically Hard = 8000+ psi, Hard = 5000-8000 psi, Medium = 4000-6000 psi, Soft = 3000 psi or less.
 - *Green concrete is freshly poured concrete that is not yet fully cured. It is softer and more abrasive than cured concrete.
- Other factors involving cured concrete:
- Hardness of the Aggregate; Critically Hard, Hard, Medium Hard, Medium, and Medium Soft.
- Aggregate Size; Smaller aggregates tend to make a blade cut faster.
- Steel Reinforcing; Light = wire mesh, Medium = #4 rebar/grade-40 12” o.c., Heavy = #5 rebar/grade-40 12” o.c.
- Heavy rebar can result in higher grades of steel. Light to Heavy rebar is a very subjective term.
- Other factors of diamond blades; Segment quality and diamond concentration, Segment bond, and Segment design.

Diamond Blade Cutting Depths

Hand Saw	Max Cut Depth	Max rpm
4”	1”	15,000
4-1/2”	1-1/4”	13,300
5”	1-1/2”	12,000
7”	2-1/2”	8730
8”	3”	7640
Tile Saw	Max Cut Depth	Max rpm
10”	3-3/4”	6115
High Speed Saw	Max Cut Depth	Max rpm
12”	4”	6300
14”	5”	5460
16”	6”	3820
Floor Saw	Max Cut Depth	Max rpm
7”	1-1/2”	8730
8”	2”	7640
12”	3-5/8”	5095
14”	4-5/8”	4365
16”	5-5/8”	3820
18”	6-5/8”	3395
20”	7-5/8”	3055
24”	9-5/8”	2550
26”	10-5/8”	2350
30”	11-3/4”	2040
36”	14-3/4”	1700
42”	17-1/2”	1455
48”	19-3/4”	1275